

# **TAO, WTO, CWS (TBT and SPS ) and Revision of WITS, DGCIS Databases**

**Dr. Murali Kallummal**

Associate Professor, CWS, IIFT

27-04-2013

## **Databases which provide the answers to some of your Questions (*focused products/limited search*)**

1. How to indentify top traded commodities/**Principle Exports?**
2. Which are the markets India is exporting/**Principle Partners?**
3. Who are our competitors in the export market?
4. Who are the dominant exporters in the product?
5. What is the tariff in the partner country (MFN applied/Bound)
6. The Non Tariff Measures in the export markets

# How to identify top traded commodities of Country “X” (In other terms Principle Exports)

1. You could use the WITS to Download country “X”
  - **Reporter:** Country X
  - **Products:** (select the HS nomenclature) and then select 6 digit
  - **Partners:** World and the bilateral partners
  - **Years:** [select the years]
  - **Flow:** [select exports]
2. At each stage you should press the icon **PROCEED** to move to next stage.
3. Then download the data and work on your **TRADESIFT** software

The other approach is to use the WTO, TAO database

# Click to Register to the TAO

https://tariffanalysis.wto.org/welcome.aspx?ReturnUrl=%2f%3fui%3d1&ui=1

File Edit View Favorites Tools Help

World Trade Organization  
ORGANIZACION MUNDIAL DEL COMERCIO  
ORGANISATION MONDIALE DU COMMERCE

Tariff Analysis Online

espanol : français

13:21:27 May 6, 2013

Welcome to TAO - Tariff Analysis Online facility provided by WTO [User guide](#)

This facility allows you to access the WTO's Integrated Data Base (IDB) and Consolidated Tariff Schedules (CTS) database on-line, select markets and products, compile reports and download data. See also the **Tariff Download Facility**

The two databases contain **applied customs duties** at the tariff line level, **import statistics** by country of origin and **WTO Members' commitments on goods** (bound tariffs and specific commitments in agriculture).

**Please login**

Email address (or user-id for government users)

Password

Keep me logged in today unless I log out (please uncheck if using a shared computer).

**Public users** must register in order to use this facility. **Click here to register**. The information provided during the registration is used solely to permit users to save and reuse query parameters. **Forgot your password?**

**Government** passwords for the IDB and the CTS are issued to Heads of Delegations to the WTO. Please contact your delegation directly to obtain a password if you do not have one.

Please send your comments and suggestions via e-mail to [ldb@wto.org](mailto:ldb@wto.org).

[Hide dissemination policy](#)

The **dissemination policy** of the databases is defined and administered by the WTO Committee on Market Access. In summary, some information in the IDB and CTS database can have a "provisional" status, which means that it has not yet been approved by the WTO Member concerned. WTO Member governments have access to all information in the databases. The general public has access only to "approved" information.

There are certain restrictions on the use and dissemination of the IDB/CTS information that all users must agree to in order to access the database (refer to [G/MA/238](#)).

Permission to download information in part or in full from this database is granted for personal or classroom use, without fee and without formal request. Full citation must appear on any information published from this database. Data downloaded from this database in part or in full may not be distributed for profit or commercial advantage. Users expressly acknowledge and agree that any and all use of this information are at their sole risk. Neither the WTO nor any of its staff warrants that access to and use of these data will be free from interruptions or free from errors; nor does it make any warranty as to the accuracy and reliability of results that may be obtained from use of these data.

Note: The term "country" in this application does not imply an expression of opinion by the WTO Secretariat concerning the status of any country, territory or area or the delimitation of its frontiers, or the rights and obligations of any WTO Member in respect of WTO agreements. The Separate Customs Territory of Taiwan, Penghu, Kinmen and Matsu is referred to in this application as "Taipei, Chinese". On 1 December 2009, the Treaty of Lisbon amending the Treaty on European Union and the Treaty establishing the European Community (done at Lisbon, 13 December 2007) entered into force. On 29 November 2009, the WTO received a Verbal Note (WT/L/779) from the Council of the European Union and the Commission of the European Communities stating that, by virtue of the Treaty of Lisbon, as of 1 December 2009, the European Union replaces and succeeds the European Community. Pre-December 2009 information pertaining to the European Communities can be obtained by selecting the European Union.

**Full disclaimer**

top

[http://www.wto.org/english/tratop\\_e/tariffs\\_e/tao\\_help\\_e.htm](http://www.wto.org/english/tratop_e/tariffs_e/tao_help_e.htm)

# TAO, WTO

Browser address bar: <http://tariffanalysis.wto.org/default.aspx?ui=1>

Browser tabs: Search results ..., State Bank of I..., networkideas..., WTO | Tariffs: ..., Reports

Browser menu: Edit View Favorites Tools Help

Browser toolbar: Convert Select

WORLD TRADE ORGANIZATION  
ORGANIZACION MUNDIAL DEL COMERCIO  
ORGANISATION MONDIALE DU COMMERCE

Tariff Analysis Online

log out notes | help 12:50:43 May 6, 2013

Currently no query criteria are set. **Make selection**

**Applied Duties and Trade (IDB)**

<b>Tariff Line Duties</b> Detailed information on duties by tariff line.	<b>HS Subheading Duties</b> Detailed information on duties and imports by HS Subheading. <b>NEW</b>
<b>Tariff Averages</b> Simple and trade-weighted tariff averages.	<b>Tariff And Trade Profiles</b> Tariff and trade information illustrated by ranges of customs duties.
<b>Principal Suppliers</b> Imports from all suppliers ranked by market share.	<b>Principal Products</b> Products at the HS Chapter, Heading and Subheading levels by importance of trade
<b>Duties Comparison</b> Comparison of two duty regimes.	<b>Status Of Bindings</b> Number of tariff lines and corresponding imports by the binding status, where available.
<b>Duties faced in export markets</b> Summary and detailed views of duties and trade by export market. <b>NEW</b>	

**Bound Duties and Commitments (CTS)**

<b>Tariff Concessions</b> Detailed information on tariff bindings by tariff line.	<b>Tariff Quotas</b> Commitments on in-quota and out-of-quota duties and volumes of products subject to tariff quotas.
<b>Total AMS Reduction Commitments</b> The Total A...	<b>Export Subsidies</b> ne.

Do you want Internet Explorer to remember the password for wto.org? Why am I seeing this?

Yes No x

Windows taskbar: File Explorer, Internet Explorer, Google Chrome, Microsoft Word, Microsoft Excel

System tray: EN, 12:50, 06-05-2013

# Which are the markets Country “X” is exporting to (in other terms Principle Partners)

1. You could use the WITS to Download country “X”
  - **Reporter:** Country “X”
  - **Products:** (select the HS nomenclature) and then select an aggregated
  - **Partners:** Allcountries (Remember to check the countries beakup option, before you click PROCEED)
  - **Years:** [select a year]
  - **Flow:** [select exports]
2. At each stage you should press the icon **PROCEED** to move to next stage.
3. Then download the data and work on your **TRADESIFT** software

# DGCIS data also provide this information

# The other approach is to use the WTO, TAO database

# DGCIS Database



GOVERNMENT OF INDIA  
Ministry of Commerce & Industry  
DEPARTMENT OF COMMERCE



## EXPORT IMPORT DATA BA

### Exports

- [Commodity-wise](#)
- [Chapter-wise all commodities](#)
- [Commodity-wise all Countries](#)
- [Commodity x Country-wise](#)
- [Country-wise](#)
- [Country-wise all Commodities](#)
- [Region-wise](#)
- [Region-wise all Countries](#)
- [Region-wise all Commodities](#)



Total Trade  
Country-wise  
**Top n countries**

### Imports

- [Commodity-wise](#)
- [Chapter-wise all commodities](#)
- [Commodity-wise all Countries](#)
- [Commodity x Country-wise](#)
- [Country-wise](#)
- [Country-wise all Commodities](#)
- [Region-wise](#)
- [Region-wise all Countries](#)
- [Region-wise all Commodities](#)

Data available 1996-1997 to 2012-2013(Apr- Dec)

Last data updated on 03/04/2013

[Feedbacks/ Suggestions](#)

[Help](#)

Data Source : [DGCI&S, Kolkata](#)

- NOTE:
1. The system may be best viewed with **Internet Explorer (IE) 6.0** or above. Some of the option might not work with other browser.
  2. Trade figures in US\$ from the year 2006-07 onwards are addition of monthly US\$ figures.
  3. Where periods are not mentioned with year, it is yearly data from April to March e.g. 1996-1997 means Apr'1996 to Mar'1997

[Explanatory details about new ITCHS Directory 2011](#)



# Top 25 Exports and Imports: India

http://commerce.nic.in/eidb/iecnttopnq.asp

File Edit View Favorites Tools Help

Convert Select

Department of Commerce  
Export Import Data Bank

Total Trade :: Top n Countries

Year 2012-2013(Apr- Dec)

Value  Rs.  US\$

Top 25 countries

Submit

HOME

DOC-NIC

EN ? 13:59 06-05-2013



# Results of Top 25: 2011-12

http://commerce.nic.in/eidb/iecnttopn.asp

File Edit View Favorites Tools Help

Convert Select

Search... State... netwo... WTO |... Reports Reports Depar... Exp... x

## Department of Commerce Export Import Data Bank Total Trade :: Top 25 countries

Dated: 06/05/2013  
Values in US\$ Million

Year: 2011-2012

Rank	Country	Export	Import	Total Trade	Trade Balance
1.	CHINA P RP	18,076.55	57,517.88	75,594.44	-39,441.33
2.	U ARAB EMTS	35,925.52	35,790.39	71,715.91	135.13
3.	U S A	34,741.60	24,470.16	59,211.75	10,271.44
4.	SAUDI ARAB	5,683.29	31,060.10	36,743.40	-25,376.81
5.	SWITZERLAND	1,095.34	32,404.95	33,500.29	-31,309.61
6.	SINGAPORE	16,857.71	8,600.29	25,458.00	8,257.41
7.	GERMANY	7,942.79	16,275.56	24,218.35	-8,332.77
8.	HONG KONG	12,931.90	10,646.93	23,578.83	2,284.96
9.	INDONESIA	6,677.99	14,623.55	21,301.54	-7,945.56

EN ? 14:00 06-05-2013

# TAO, WTO

http://tariffanalysis.wto.org/default.aspx?ui=1

File Edit View Favorites Tools Help

Convert Select

World Trade Organization  
ORGANIZACION MUNDIAL DEL COMERCIO  
ORGANISATION MONDIALE DU COMMERCE

Logout  
notes | help  
12:50:43 May 6, 2013

Tariff Analysis Online

Reports  
Queries  
Product Groups  
Download Data  
Printable View  
Help  
About TAO

Currently no query criteria are set. **Make selection**

**Applied Duties and Trade (IDB)**

**Tariff Line Duties**  
Detailed information on duties by tariff line.

**Tariff Averages**  
Simple and trade-weighted tariff averages.

**Principal Suppliers**  
Imports from all suppliers ranked by market share.

**Duties Comparison**  
Comparison of two duty regimes.

**Duties faced in export markets**  
Summary and detailed views of duties and trade by export market. **NEW**

**Bound Duties and Commitments (CTS)**

**Tariff Concessions**  
Detailed information on tariff bindings by tariff line.

**Total AMS Reduction Commitments**  
The Total A...

**HS Subheading Duties**  
Detailed information on duties and imports by HS Subheading. **NEW**

**Tariff And Trade Profiles**  
Tariff and trade information illustrated by ranges of customs duties.

**Principal Products**  
Products at the HS Chapter, Heading and Subheading levels by importance of trade

**Status Of Bindings**  
Number of tariff lines and corresponding imports by the binding status, where available.

**Tariff Quotas**  
Commitments on in-quota and out-of-quota duties and volumes of products subject to tariff quotas.

**Export Subsidies**

Do you want Internet Explorer to remember the password for wto.org? Why am I seeing this? Yes No

EN ? 12:50 06-05-2013

# Principle 10 suppliers of India in (Ch. 01) Live Animals

http://tariffanalysis.wto.org/report/PrincipalSuppliers.aspx

File Edit View Favorites Tools Help

Convert Select

Reporter Notes

Download Data

Printable View

Help

About TAO

**Query name**

**Query description**

**Product** 01 - LIVE ANIMALS

**Aggregate** Total

**Partner** All partners

Display Top 10 Suppliers Apply

Values in thousands of US\$. Number of decimals: Zero

Imports from selected aggregate / partner				Quantity unit : KG NET			
Partners	No of lines	Rank	Share	Cumulative share	Values in (thousands of US\$)	Quantity	Unit value (calculated)
Total	6		100.00		9,145	1,28,501	71.167
European Union	5	1	61.49	61.49	5,623	95,428	58.923
United States of America	3	2	23.21	84.70	2,123	7,344	289.069
Brazil	2	3	8.06	92.76	737	24,532	30.028
China	1	4	5.12	97.88	468	526	890.635
Australia	2	5	1.13	99.00	103	356	289.101
Unspecified	2	6	0.92	99.92	84	216	388.954
United Arab Emirates	1	7	0.01	99.94	1	20	67.688
Singapore	1	8	0.01	99.94	1	9	61.144
Croatia	1	9	0.01	99.95	1	3	179.05
Turkey	1	10	0.01	99.95	0	6	82.758



## Similarly You could Find answers

3. Who are competitors for Country “X” in the Country “Y”?
4. Who are the dominant exporters in the product? (Hint Select the HS code at 4 or 6 digit)

**What is the tariff of the Country  
“Y”(MFN applied/Bound)**

## **Databases and Sources**

- 1.** WITS- Trains / WTO, IDB;*(just like it was taught in the earlier Class)*
- 2.** TAO, WTO

# Select the Country “Y” and Download e

Download your Reports

http://tariffanalysis.wto.org/?ui=1

File Edit View Favorites Tools Help

Convert Select

ORGANISATION MONDIALE DU COMMERCE Tariff Analysis Online 13:50:31 May 6, 2013

Reports > Currently no query criteria are set. **Make selection**

Queries >

Product Groups

Download Data > Report Export

Printable View Inventory on duties by tariff line.

Help

About TAO

**Tariff Averages**  
Simple and trade-weighted tariff averages.

**HS Subheading Duties**  
Detailed information on duties and imports by HS Subheading. **NEW!**

**Tariff And Trade Profiles**  
Tariff and trade information illustrated by ranges of customs duties.

**Principal Suppliers**  
Imports from all suppliers ranked by market share.

**Principal Products**  
Products at the HS Chapter, Heading and Subheading levels by importance of trade

**Duties Comparison**  
Comparison of two duty regimes.

**Status Of Bindings**  
Number of tariff lines and corresponding imports by the binding status, where available.

[javascript:..doPostBack('ct100\$LeftNavigationMenu1\$LeftMenu','ExportData')]

EN ? 13:50 06-05-2013

# Select your “Y” Country from the list

World Trade Organization  
ORGANIZATION MUNDIALE  
ORGANISATION MONDIALE

Reports  
Queries  
Product Groups  
Download Data  
Printable View  
Help  
About TAO

Select Saved Query or Specify New Selection Criteria

Applied Duties and Trade (IDB)  Bound Duties (CTS)

Market and Product Selection **Saved Query**

Please specify a market by selecting a country and a year.

Reporting country	Year	Imports	Nomenclature
<input type="radio"/> Albania			
<input type="radio"/> Algeria			
<input type="radio"/> Angola			
<input type="radio"/> Antigua and Barbuda			
<input type="radio"/> Argentina			
<input type="radio"/> Armenia			
<input type="radio"/> Australia			

Products

Find Clear Check all Uncheck all

Total - All products

13:56  
06-05-2013

# Download the Data into Excel file

The screenshot shows the WTO Tariff Analysis Online interface. The browser address bar displays <http://tariffanalysis.wto.org/ExportReport.aspx>. The page header includes the WTO logo and the text "WORLD TRADE ORGANIZATION ORGANIZACION MUNDIAL DEL COMERCIO ORGANISATION MONDIALE DU COMMERCE". The main content area is titled "Report Export" and shows the following details:

- Search criteria: **APPLIED | India - 2010 | HS 2007 | All HS**
- Report Name: **Tariff Line Duties**
- File Name: **India-2010**
- Export Format: **Microsoft Excel**
- Generated files: **India-2010\_TL.xls.zip**
- Export button

A "Download" section contains a table of generated files:

File Name	File Size	Created Date	Status	MS Access
eee_TL.xls.zip	2 KB	2013-04-17 12:44	Ready	
lanimals_TL.xls.zip	5 KB	2013-04-10 14:03	Ready	
Liveanimals_TL.xls.zip	5 KB	2013-04-10 14:02	Ready	
TC india_CO.xls.zip	1 KB	2013-04-09 20:07	Ready	
Argen_TC_CO.xls.zip	718 KB	2013-04-09 19:53	Ready	
Principal_TL.xls.zip	7 KB	2013-04-09 19:51	Ready	
TL duties_TL.xls.zip	1,591 KB	2013-04-09 18:46	Ready	

The bottom of the page shows the Windows taskbar with the system clock at 14:13 on 06-05-2013.





# **The Non Tariff Measures in the export markets**

# Outline

Illustration on the market access scenario

Recheck – the understanding of HS nomenclature

Portal of CWS – Practical Training

Requirement for Creation of Infrastructure to deal with SPS and TBT Measures/ Case Study

Some basic facts about registered users to CWS Portal

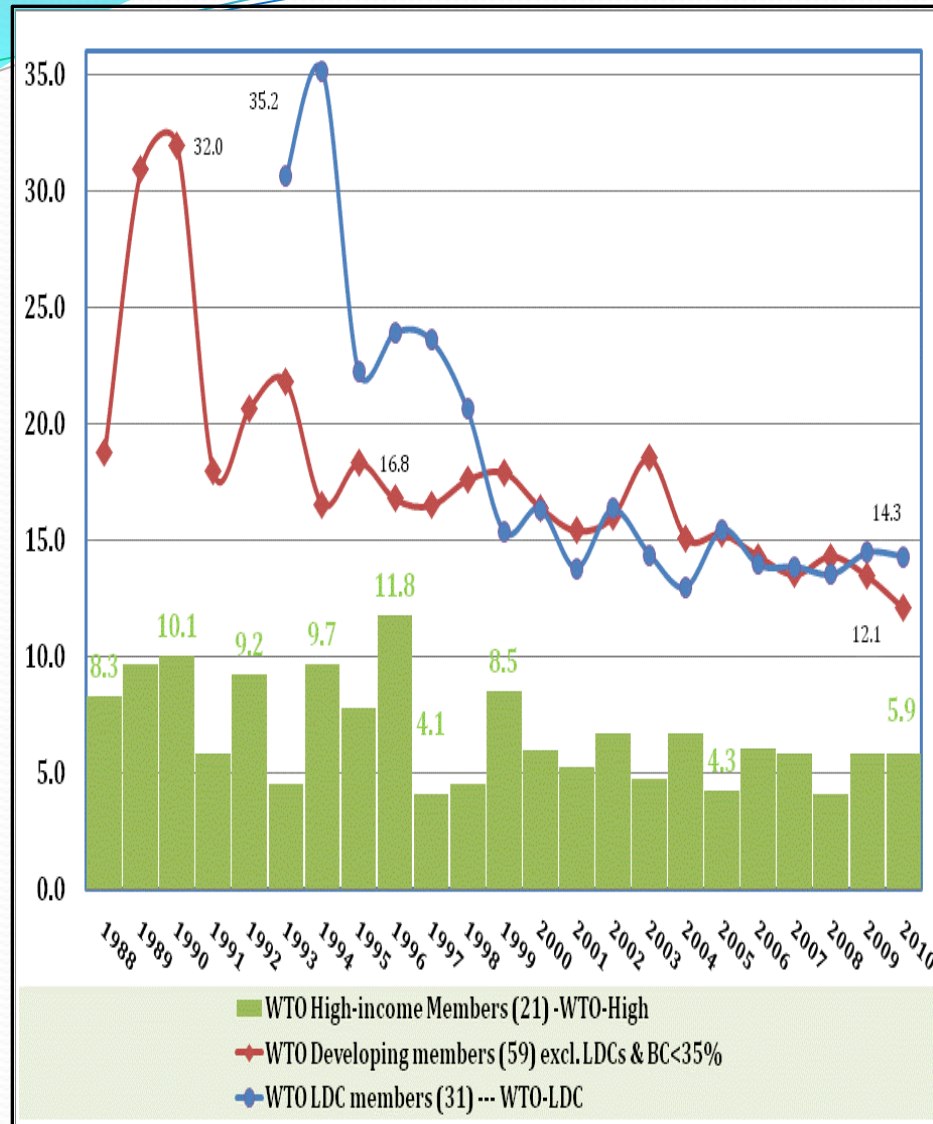
# Nine Barriers to Global Trade - World Bank Study

Definition: The lack of infrastructure, institutions, policies and services facilitating the free flow of goods over borders

Market access	Border administration	Telecom and transport infrastructure	Business environment
<p><b>1. Domestic and foreign market access</b></p> <ul style="list-style-type: none"> <li>- Quotas</li> <li>- Import fees – not tariffs (e.g. tax schemes)</li> <li>- Local content requirements</li> <li>- Rules of origin</li> <li>- Technical, sanitary and phytosanitary measures or other requirements</li> <li>- Import/export licenses</li> </ul>	<p><b>2. Efficiency of customs administration</b></p> <p><b>3. Efficiency of import-export procedures</b> (e.g. coordination between border agencies; administration burden of complying with standards)</p> <p><b>4. Transparency of border administration</b> (e.g. facilitation payments)</p>	<p><b>5. Availability and quality of transport infrastructure</b></p> <p><b>6. Availability and quality of transport services</b></p> <p><b>7. Availability and use of information and communication technologies</b> (e.g. tracking, electronic-tolls, communication)</p>	<p><b>8. Regulatory environment</b></p> <ul style="list-style-type: none"> <li>- Investment policy</li> <li>- Hiring foreign workers</li> <li>- Other regulatory environment issues (including trade finance)</li> </ul> <p><b>9. Physical security</b></p>

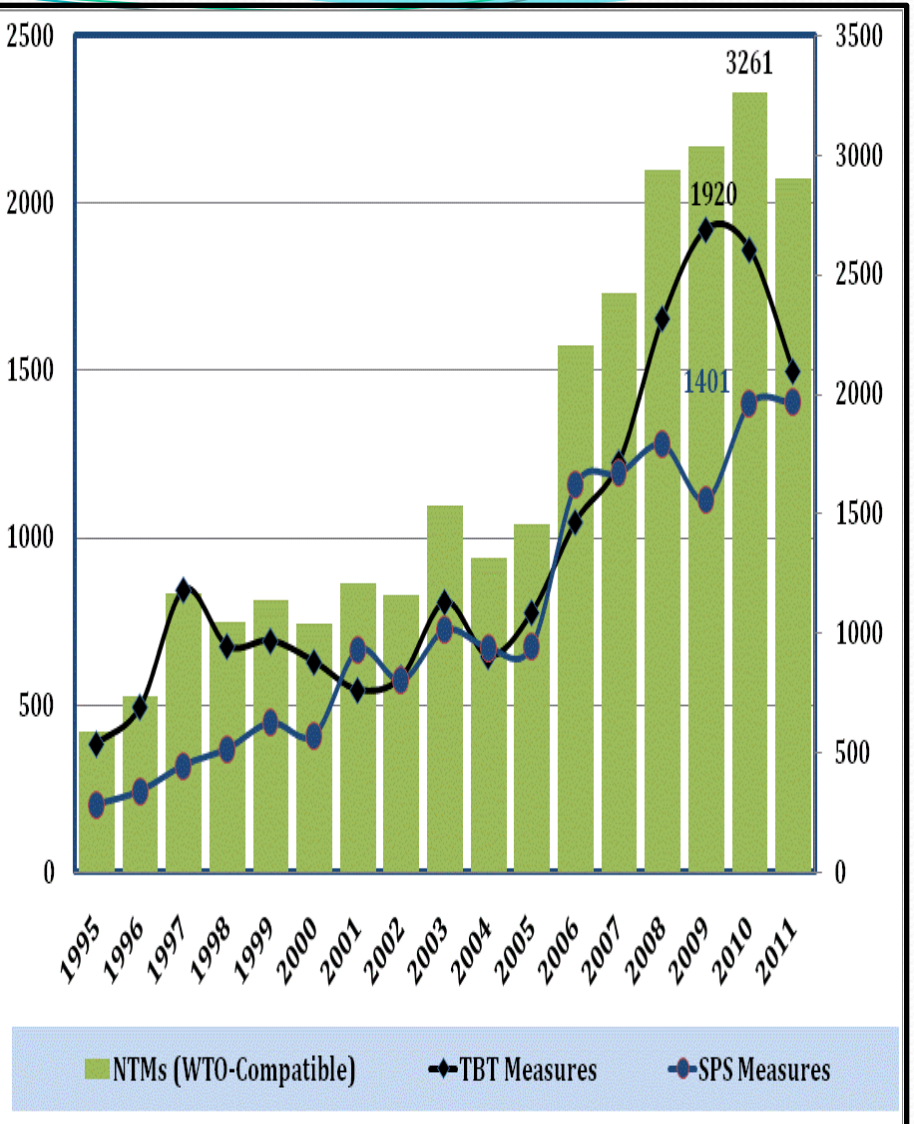
Source: World Economic Forum, 2013, “Enabling Trade Valuing Growth Opportunities”, World Bank, Figure 2. p 10.

**Figure 1: Avg. MFN Applied Tariff Scenarios:  
In the Global Arena: 1988-2010**



Source: Author calculated based on Trains and IDB databases from the WITS online database.

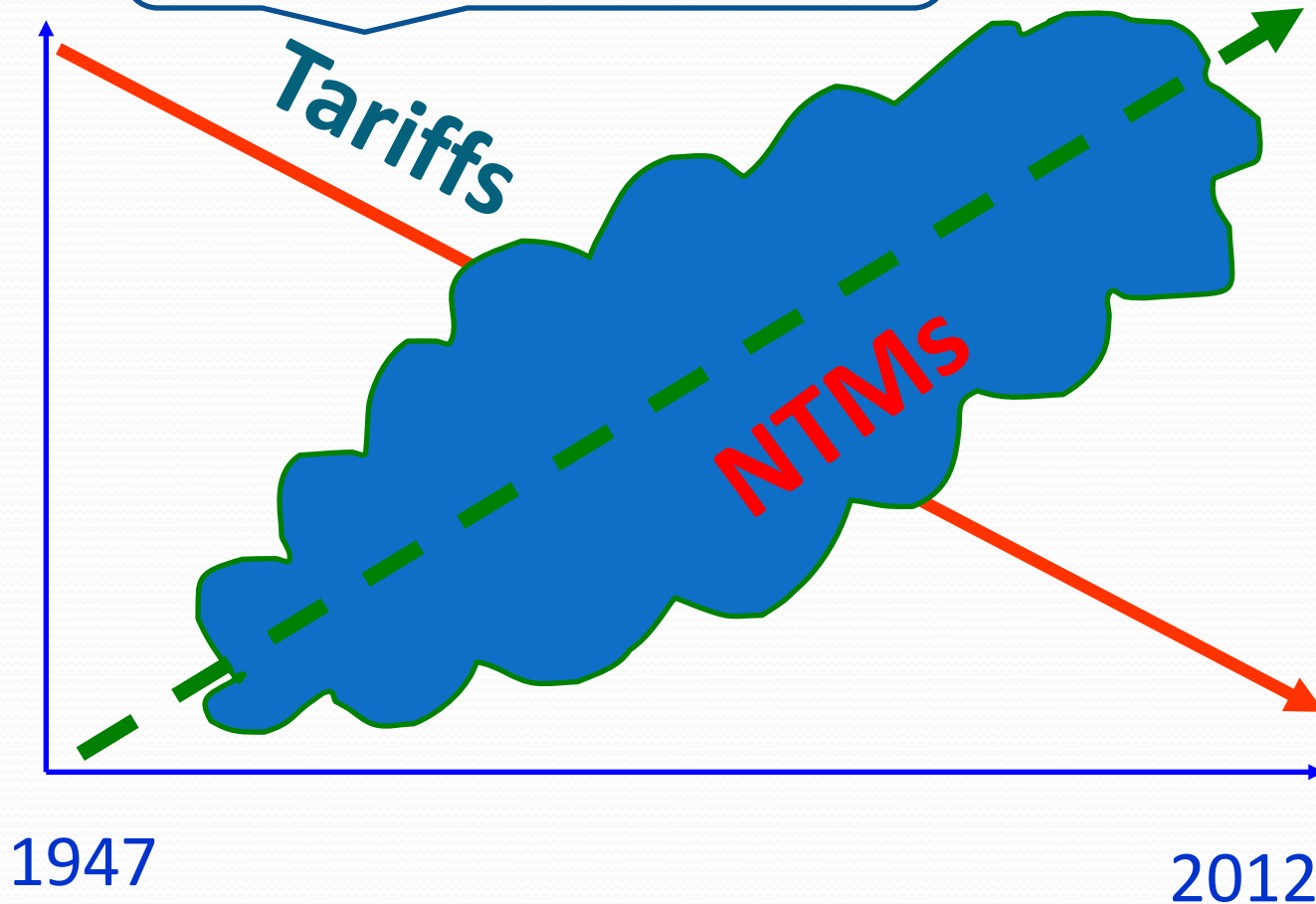
**Figure 2: Increasing Trend in WTO-Compatible NTMs:  
1995 to 2011**



Source: Author calculations based the Centre for WTO Studies databases.

# Present Market Access Negotiation under WTO

1. Ad Valorem -(Simple Avg.)
2. Non Ad Valorem – (AVEs only 2007)



Source: Authors own illustration

# Trade Linkage: the HS Systems

The CWS database will give you the trade linkage at 4 digit level

Section-Cluster of Chapters (21)

HS 2 digit-Chapter (97[6])  
ITC 99[8]-one)

HS 4 digit-Heading

HS 6 digit-Sub Heading

Harmonised  
by the  
WCO

HS 8 digit (Slit Sub Heading)

Up to 14 digits (TARIC)

# Creation of CWS Web portal

- In the context of Doha Round (Market Access) it became imperative to look beyond tariffs, as an instrument of trade policy, - the average tariffs of these across the countries were coming down and substituted by the **WTO-Compatible instrument like non-tariff measures** (TBT and SPS) and these were increasing year on year.
- So it was felt way back in **2003 that a database to capture individual notifications and its link with the trade** (i.e., HS codes). Simultaneous, it was also felt that Indian exporter's needed to be aware of the notifications and their product coverage. Hence, it was important to have comprehensive database compiled but equally important to disseminate.
- The whole process took us six years (to collate and compile) before the database was made public in 2009.
- Thereafter, we have been constantly updating these databases with a lag of two months.

# What is the Impact of SPS and TBT (NTMs)?

- Nearly **18,507** TBT notifications January 1995 to November 2012, in terms of product coverage roughly **96,718** at heading level (**4 digit HS**)
- Nearly **13,862** SPS notifications January 1995 to November 2012, in terms of Product coverage roughly **1,20,853** at heading level (**4 digit HS**)
- So the total NTMs **32,369** notifications having a product coverage of **2,17,571** until November 2012
- Including the broad product classification(BPC), for example like “*All products*”, “*Construction materials*”, “*Animal and animal products*”, *etc*;
- The total number includes the notifications made under the addition, revisions and corrigendum;
- **Virtually, no tariff line is left untouched.**



# What is so unique about these two Database?

- With less than 10 % of total SPS/TBT notifications with containing the HS Codes details. A viable answer to many of our questions on account of market access related issues where not possible.
- The coverage had to be increased (100 percent). For this database needed to bridge this GAP – though an objective approach that would certainly provide answers to many key market access questions and thus provide clearer picture.
- This then can be very useful for providing answers to issues at a micro-level. It would be useful for the exporter, importer, academicians, and apex industrial bodies and trade policy makers.

# The Actual Coverage of the WTO notifications



## SPS Notifications

- 9.5 % of the total notification actually contain some or the other information with regard to the HS codes.



## TBT Notifications

- 15 % of the total notification actually contain some or the other information with regard to the HS codes.



So how did we manage to provide the HS code linkage?

# Objectivity in the Product Coverage

Deciphering  
the actual  
intension of  
an actual  
notification:

- Product name
- ICS code (International Classification for Standards )
- Description of content
- Any other relevant information in the notification

## ICS Code revealing the actual purpose a TBT Measure

A classic case of use of “**ICS code**” to reveal the actual intension of a TBT notification:

1. G/TBT/N/KEN/133, Dated 21/04/2009
2. Product name as : “**COUNTERFEIT GOODS**”
3. We would have categorised this TBT notification as either “**All Products**” or “**Packaging and labelling**”.
4. A careful study of the notification, we found a mention of ICS Code, it had **07.080**.
5. This ICS code was designated to “genetically engineered products”
6. It was clear that this notification was applicable to only for “**Food and Food Products**”

# How was the Trade Coverage issue addressed in the notification?

S.No.	Count of Notification (Doc.no.)	Member	Notification with Add./Rev./Corr	Date of circulation	Products
1	3066	Colombia	G/SPS/N/COL/98	6/6/2005	Products which, without meeting or satisfying the requirements laid down for the definition of <b>food products, medicines, phytotherapeutic products or pharmaceutical preparations based on natural resources, or alcoholic beverages</b> , contain elements or compounds which may be aids to maintaining the metabolic processes of the organism and which contain ingredients such as vitamins, proteins, fibre, minerals, natural products, carbohydrates, amino acids, fatty acids, plants, herbs or algae, among others. [[Addition 1: Draft Decree "Regulating the Manufacture, Marketing, Packaging, Marking or Labelling, Sanitary Registration, Quality Control, Sanitary Surveillance and Sanitary Control of Products Used for Specific Purposes, and Setting Forth Other Provisions" ]]

Notification with Add./Rev./Corr	Date of circulation	Products	HS Code
G/SPS/N/COL/98	6/6/2005	Products which, without meeting or satisfying the requirements laid down for the definition of <b>food products, medicines, phytotherapeutic products or pharmaceutical preparations based on natural resources, or alcoholic beverages</b> , contain elements or compounds which may be aids to maintaining the metabolic processes of the organism and which contain ingredients such as vitamins, proteins, fibre, minerals, natural products, carbohydrates, amino acids, fatty acids, plants, herbs or algae, among others. [[Addition 1: Draft Decree "Regulating the Manufacture, Marketing, Packaging, Marking or Labelling, Sanitary Registration, Quality Control, Sanitary Surveillance and Sanitary Control of Products Used for Specific Purposes, and Setting Forth Other Provisions" ]]	3003, 3004, 3005, 3006, 1211, 2942, 2203, 2204, 2205, 2206, 2207, 2208, 2936

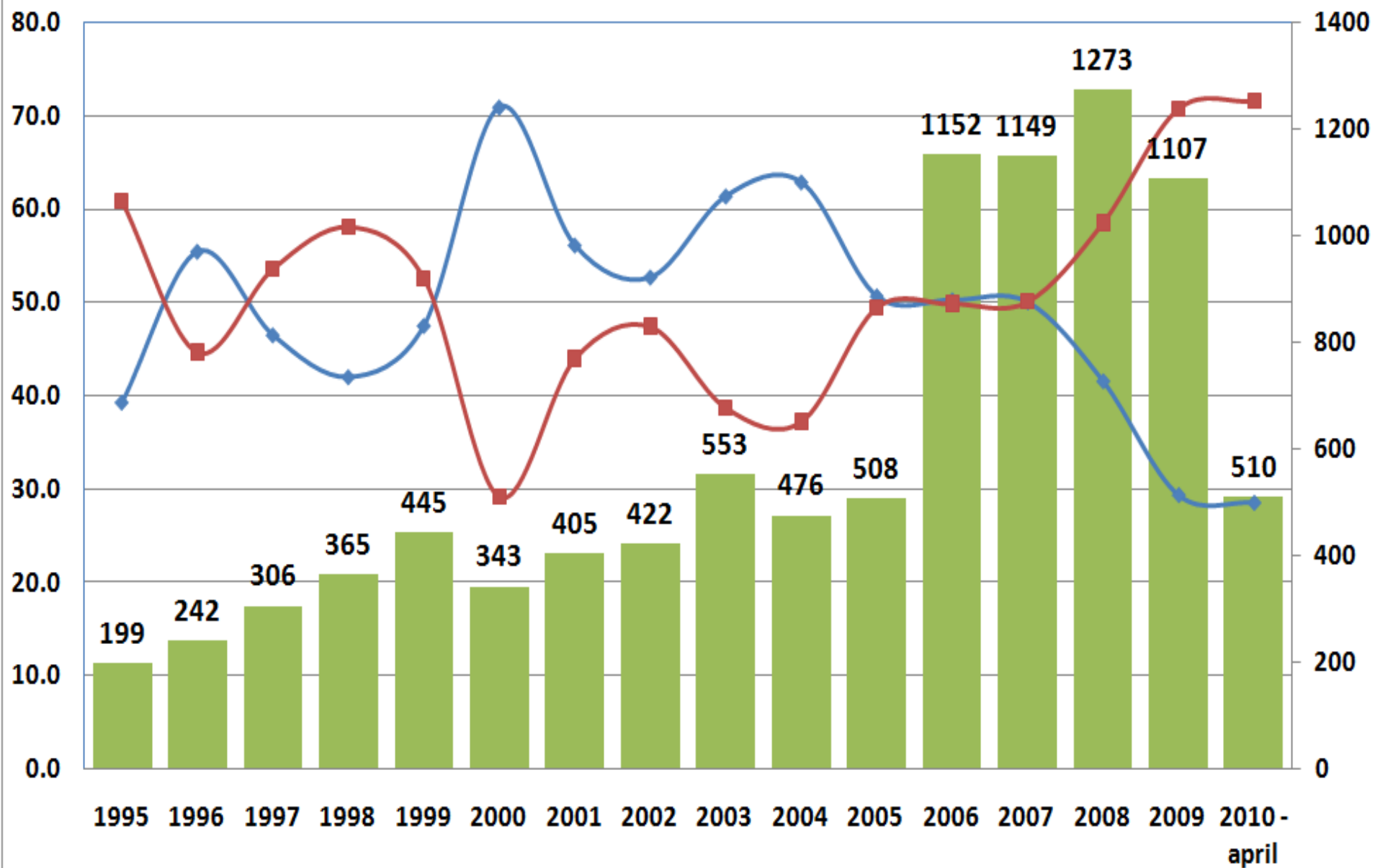
S.No.	Member	Notification	Date of circulation	Products	HS Code
1	Colombia	G/SPS/N/COL/98	6/6/2005	Products which, without meeting or satisfying the requirements laid down for the definition of food products, medicines, phytotherapeutic products or pharmaceutical preparations based on natural resources, or alcoholic beverages, contain elements or compounds which may be aids to maintaining the metabolic processes of the organism and which contain ingredients such as vitamins, proteins, fibre, minerals, natural products, carbohydrates, amino acids, fatty acids, plants, herbs or algae, among others. [[Addition 1: Draft Decree "Regulating the Manufacture, Marketing, Packaging, Marking or Labelling, Sanitary Registration, Quality Control, Sanitary Surveillance and Sanitary Control of Products Used for Specific Purposes, and Setting Forth Other Provisions" ]]	3003
2	Colombia	G/SPS/N/COL/98	6/6/2005		3004
3	Colombia	G/SPS/N/COL/98	6/6/2005		3005
4	Colombia	G/SPS/N/COL/98	6/6/2005		3006
5	Colombia	G/SPS/N/COL/98	6/6/2005		1211
6	Colombia	G/SPS/N/COL/98	6/6/2005		2942
7	Colombia	G/SPS/N/COL/98	6/6/2005		2203
8	Colombia	G/SPS/N/COL/98	6/6/2005		2204
9	Colombia	G/SPS/N/COL/98	6/6/2005		2205
10	Colombia	G/SPS/N/COL/98	6/6/2005		2206
11	Colombia	G/SPS/N/COL/98	6/6/2005		2207
12	Colombia	G/SPS/N/COL/98	6/6/2005		2208
13	Colombia	G/SPS/N/COL/98	6/6/2005		2936

# Top Players in the NTMs

Rank	Countries	Status	SPS Total Notification (95-11)
1	United States	Dev.	2765
2	Brazil	D'ping	975
3	Canada	Dev.	786
4	European Comm	Dev.	581
5	New Zealand	Dev.	540
6	South Korea	D'ping	438
7	China	D'ping	422
8	Chile	D'ping	397
9	Peru	D'ping	396
10	The SCT of TPKM	D'ping	344
11	Colombia	D'ping	325
12	Philippines	D'ping	304
13	Australia	Dev.	302
14	Japan	Dev.	288
15	Mexico	D'ping	267
16	Thailand	D'ping	248
17	Argentina	D'ping	171
18	Albania	D'ping	142
19	Costa Rica	D'ping	132
20	Viet Nam	D'ping	123
21	Bahrain	D'ping	120
22	El Salvador	D'ping	107

Rank	Countries	Status	TBT Notif. (1995 to 2011)
1	United States	Dev.	1275
2	China	D'ping	946
3	European Comm	Dev.	749
4	Brazil	D'ping	748
5	Canada	Dev.	635
6	Netherlands	Dev.	630
7	Israel	D'ping	623
8	Japan	Dev.	611
9	Thailand	D'ping	532
10	Mexico	D'ping	476
11	South Korea	D'ping	446
12	Argentina	D'ping	414
13	Colombia	D'ping	369
14	Kenya	D'ping	295
15	Czech Republic	D'ping	289
16	Qatar	D'ping	268
17	Chile	D'ping	265
18	Saudi Arabia	D'ping	245
19	Denmark	Dev.	242
20	Bahrain	D'ping	239
21	El Salvador	D'ping	226
22	Sweden	Dev.	212
23	Switzerland	Dev.	211
24	Belgium	Dev.	208
25	Philippines	D'ping	194
26	Uganda	D'ping	193
27	Malaysia	D'ping	189
28	France	Dev.	185
29	South Africa	D'ping	184
30	Australia	Dev.	163
31	Costa Rica	D'ping	154
32	Ecuador	D'ping	132
33	Nicaragua	D'ping	128
34	Oman	D'ping	122
35	Trinidad and Tobago	D'ping	119
36	The SCT of TPKM	D'ping	111
37	Dominican Republic	D'ping	107
38	Slovenia	D'ping	100

# Yearly SPS Notifications and Share of Developed and Developing Countries

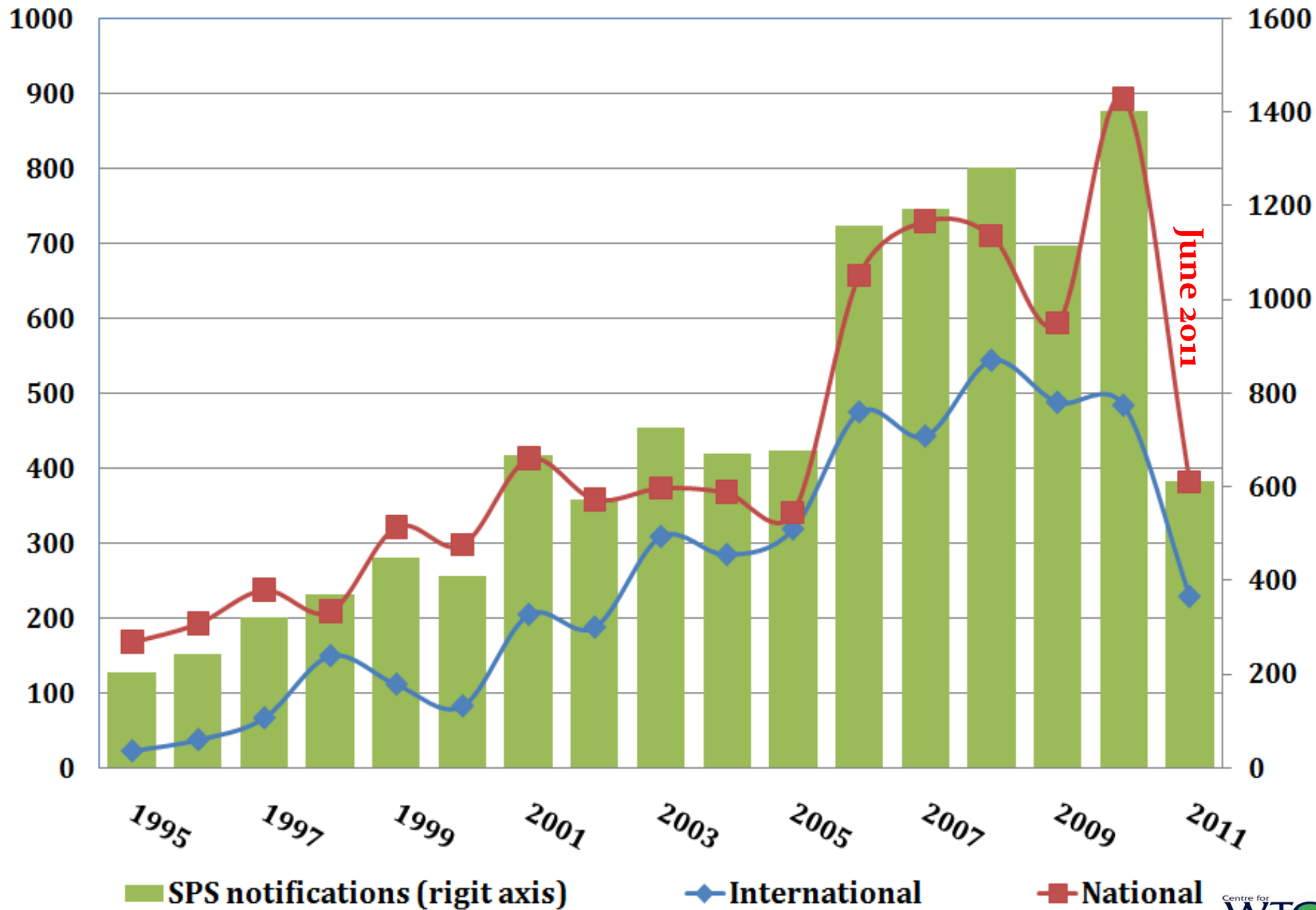


SPS Total Notifications (RHS)

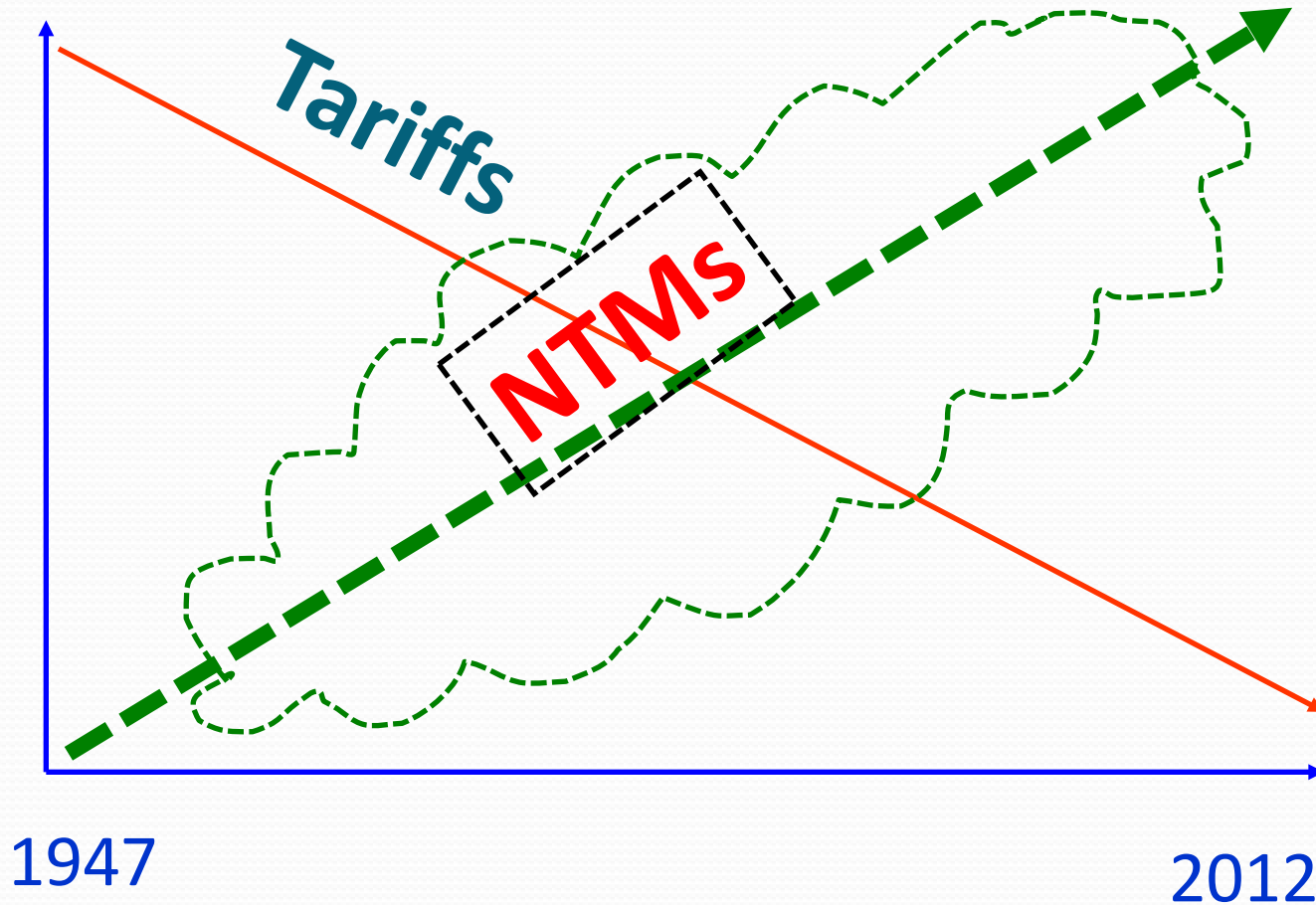
Developed

Developing

# SPS notifications National Vs International Measures



# What is the Overall impact after the usage of CWS Database



Source: Authors own illustration



# **SPS & TBT Databases**

## **the procedure for registration**

# First link: Commerce Ministry

Department of Commerce, Government of India - Windows Internet Explorer

http://commerce.nic.in/

Home | Contact Us | Photo Gallery | Glossary

Government of India  
Ministry of Commerce & Industry  
Department of Commerce

About Us | Citizen Charter | Anti Dumping | What's New | Latest Updates | Announcements | Useful Links

**What's New**

- Varnijiya Vatika Hindi Patrika
- India New Zealand Joint Stud: Report

**Latest Updates**

- Press Releases
- India and WTO Newsletter
- India's Trade

**Announcements**

13 Jul 2010  
EPF TO PROVIDE PLATFORM TO SHARE KNOWLEDGE AND EXPERIENCE ABOUT LATEST ECO-TECHNOLOGIES ANAND ...

**International Trade**

- India & World Trade Organization (WTO)
- Trade Agreements
- Non Tariff Measures
- TBT and SPS Portals
- Trade Promotion Programmes and Schemes

**National Trade**

- Special Economic Zones
- Trade Promotion Assistance
- Foreign Trade Policy and Procedure

India's Import (2008-2009)

Press Releases

Department of Commerce, Government of India - Windows Internet Explorer

http://commerce.nic.in/trade/TBTSPS.asp?id=5&trade=i

Home | Contact Us | Photo Gallery | Glossary

Government of India  
Ministry of Commerce & Industry  
Department of Commerce

About Us | Citizen Charter | Anti Dumping | What's New | Latest Updates | Announcements | Useful Links

**Trade**

**International Trade**

- India & World Trade Organization (WTO)
- Trade Agreements
- Non Tariff Measures
- TBT and SPS Portals
- Trade Promotion Programmes and Schemes

**National Trade**

- Special Economic Zones
- Trade Promotion Assistance
- Foreign Trade Policy and Procedure
- Plantation Scheme

Home > Useful Links > TBT and SPS Portals (Centre for WTO Studies)

→TBT and SPS Portals (Centre for WTO Studies)

TBT:- <http://cc.iift.ac.in/tbt/index.asp>  
SPS:- <http://cc.iift.ac.in/sps/index.asp>

© Copyright 2006, Department of Commerce, all rights reserved

# Second link: IIFT Website

Welcome to IIFT | WEB BASED QUERY OF SPS | WEB BASED QUERY OF TBT | Welcome to Indian Institute | www.iift.edu/new/

**INDIAN INSTITUTE OF FOREIGN TRADE**

Home | Campus | FAQs | Contact Us | Netmail | Hi

About IIFT | Graduate Studies | Research | MDP | ICCD | IPD | **Centres at IIFT**

**Quick links**

- Faculty & Administration
- Right to Information Act
- Placements
- Computer Facilities
- Library
- Publications
- News & Events
- Vacancies
- Tenders



IIFT Kolkata  
IIFT NETMAIL  
ALUMNI CENTRE  
हिन्दी रुपान्तर  
Corporate Social Responsibility  
CAMPUS LIFE  
IIFTian.com  
Trade Technology EZINE  
Public Grievances

Welcome to Centre for WTO Studies - Windows Internet Explorer | http://wtocentre.iift.ac.in/ | Google

Welcome to Centre for WTO Studies

New Admission & Updates | MDP Updates | New Programme at Kolkata Campus

**Centre for WTO Studies**  
Indian Institute of Foreign Trade

Home | About CWS | Publication & Research | **Databases** | Outreach | Training | India in WTO | Contact Us | Sitemap | NetMail



**Introduction to Centre for WTO Studies**

The Centre for WTO Studies was set up in the year 1999 to be a permanent repository of WTO negotiations-related knowledge and documentation. It was also envisaged that the Centre would evolve into a research unit with interest in trade in general and WTO in particular to finally develop into an independent think tank in the area. The Centre was later situated in the Indian Institute of Foreign Trade in November 2002.

Over the years, the Centre has conducted a robust research programme with a series of papers in all spheres of interest at the WTO. It is currently engaging itself in an exercise to back its research with an equally robust publication programme. The Centre has also created a specialised e-repository of important WTO documents, especially related to India, in its Trade Resource Centre.

It has been regularly called upon by the Government of India to undertake research and provide independent analytical inputs to help it develop positions in its various trade negotiations, both at the WTO and other forums such as Free and Preferential Trade Agreements and Comprehensive Economic Cooperation Agreements.

**WTO REGIONAL TRADE POLICY COURSE 2011 - INDIA**  
Virtual Classroom

**Forthcoming Events** NEW!

- Training of Trainers Programme on WTO & International Trade: Strengthening state-centre linkages: 22-23 August, 2012 NEW!
- Fifth South Asian Training Programme on CGE Modelling 27 - 31 August 2012 (Kathmandu, Nepal) NEW!

[View All Events...](#)

**What's New**

- Assessing the Likely Impact of Carbon Taxes on India's Exports, Domestic Production and Employment NEW!
- Trade and Labour under the WTO FTAs NEW!
- Book on "Trade Facilitation Gap" released on 28 May 2012 NEW!

[View All ...](#)

**Centre for WTO Studies**  
विश्व व्यापार संगठन अध्ययन केन्द्र

# Google "NTM Network wiki"

**NTM Network Wiki**

navigation

- Main Page
- Community portal
- Current events
- Recent changes
- Random page
- Help

search

Go Search

toolbox

- What links here
- Related changes
- Special pages
- Printable version
- Permanent link

## Main Page

### The NTM Network

A place for researchers interested in non-tariff measures and trade facilitation to exchange

- databases,
- quantitative methods,
- working papers, and
- research ideas of all sorts.

There is also some material on the related area of international trade in services.

For information on using and editing the NTM Wiki or for more information on The NTM Network, please visit our [About NTM Network page](#).

### Upcoming Events

For a calendar of upcoming conferences and seminars related to NTMs or to post information about an event, see the [Current Events](#) page.

### Resources

- [General NTM Studies](#) (Includes broader NTM research not specifically focused on SPS, TBT or other standards, such as export duties, quotas, fees, licensing, developing country issues, etc.)
- [Economic Theory](#)
- [Econometric Methods and Simulation Methods](#)
- [Datasets](#)
- [SPS, TBT and Standards](#)

**Datasets - NTM network**

Current data represent country eligibility as of June 2010 and June 2009. Previous data represent eligibility as of 01 January 2009, June 2008. Data on the absolute and relative importance of these countries in international production and trade, individually and in aggregate, are also included.

- [U.S. Food and Drug Administration Import Refusal Database](#)
- [International Food Consumption Patterns Dataset](#)  
US Department of Agriculture, Economic Research Service
- [OECD-FAO Agricultural Outlook 2009-2018](#)  
OECD-FAO

### WTO Datasets

- [WTO SPS Information Management System](#)
- [WTO Dispute Settlement Database](#)  
[Health, Harmon and Pattern C. Metadata](#)

### Brief note on TBT/SPS Web Portals of CWS, IIFT

Provides information at one place on all TBT/SPS notifications made under the WTO by Members/Observers. Coverage of this dataset is extensive; from January 1995 to May 2011. Further, it is presently being updated with a lag of not less than two months. The important feature of this Web Portal is that it provides information on the all the notifications with a trade-link (using the Harmonised System), thereby taking into account the possible linkages with all the relevant information provided in the SPS/TBT notifications. This is important from the point of view of Market Access issues because while information on tariff is crystal clear, information on Non Tariff Measures (NTMs) like TBT/SPS has continued to remain opaque. The latter was primarily because of the non-availability of HS code link in nearly 88 percent of total SPS/TBT notifications issued since 1995; the year the WTO came into existence.

- [TBT Web Portal](#)  
Provides TBT notifications with HS code link for all countries and for all years since the formation of WTO.  
Centre for WTO Studies(CWS), Indian Institute for Foreign Trade
- [SPS Web Portal](#)  
Provides SPS notifications with HS code link for all countries and for all years since the formation of WTO.  
Center for WTO Studies(CWS), Indian Institute for Foreign Trade

- [International Portal on Food Safety, Animal and Plant Health](#)  
Information related to the SPS Agreement.

### Other Datasets

- [Chad Bown's Global Antidumping Database](#)

Centre for WTO Studies

# Centre for WTO Studies Web site (<http://wtocentre.iift.ac.in/>)

Welcome to Centre for WTO Studies - Windows Internet Explorer

<http://wtocentre.iift.ac.in/>

Google

Welcome to Centre for WTO Studies



## Centre for WTO Studies Indian Institute of Foreign Trade



[Home](#) [About CWS](#) [Publication & Research](#) [Databases](#) [Outreach](#) [Training](#) [India in WTO](#) [Contact Us](#) [Sitemap](#) [NetMail](#)



### Introduction to Centre for WTO Studies

The Centre for WTO Studies was set up in the year 1999 to be a permanent repository of WTO negotiations-related knowledge and documentation. It was also envisaged that the Centre would evolve into a research unit with interest in trade in general and WTO in particular to finally develop into an independent think tank in the area. The Centre was later situated in the Indian Institute of Foreign Trade in November 2002.

Over the years, the Centre has conducted a robust research programme with a series of papers in all spheres of interest at the WTO. It is currently engaging itself in an exercise to back its research with an equally robust publication programme. The Centre has also created a specialised e-repository of important WTO documents, especially related to India, in its Trade Resource Centre.

It has been regularly called upon by the Government of India to undertake research and provide independent analytical inputs to help it develop positions in its various trade negotiations, both at the WTO and other forums such as Free and Preferential Trade Agreements and Comprehensive Economic Cooperation Agreements.

**WTO REGIONAL TRADE POLICY COURSE 2011 - INDIA**  
Virtual Classroom

### Forthcoming Events NEW!

Training of Trainers Programme on WTO & International Trade: Strengthening state-centre linkages: 22-23 August, 2012 NEW!

Fifth South Asian Training Programme on CGE Modelling 27 - 31 August 2012 (Kathmandu, Nepal) NEW!

[View All Events...](#)

### What's New

released on 20 May 2012 NEW!

Joint publication of the Centre for WTO Studies and UNCTAD titled "Twenty Years of India's Trade Liberalisation: Experiences and Lessons" launched during UNCTAD XIII

[View All ...](#)

## WEB BASED QUERY OF TBT NOTIFICATIONS



We have hosted a new interactive web portal for searching your TBT related queries. All registered users can use their existing user-id/password to access this new portal. Please note that, it's a beta version, and we expect your valued suggestions on this. Please mail the to [muralik@iift.ac.in](mailto:muralik@iift.ac.in)

[Click here to access](#)

<http://wtocentre.iift.ac.in>

# Web Based TBT Notification & Market Access Database

- Home
- About Project
- Registration
- TBT Notifications
- WTO Centre
- Contact us



### MEMBER LOGIN

Member Id

Password

Login

**REGISTRATION**



**Centre for WTO Studies**  
 B-21, Qutab Institutional Area  
 IIFT Bhawan  
 New Delhi - 110 016

You are the Visitor No.3414 ( as on 7/15/2010 5:05:14 PM)

[Terms & Conditions](#) | [Disclaimer](#)

# Registration Process

WEB BASED QUERY OF TBT NOTIFICATIONS - Windows Internet Explorer

http://cc.iift.ac.in/tbt/register.asp

File Edit View Favorites Tools Help

Google Search Bookmarks Find Check AutoFill

WEB BASED QUERY OF TBT NOTIFICATIONS

## WEB BASED QUERY OF TBT NOTIFICATIONS

## Registration



Please fill all the fields and the access id and password will be generated and we'll send the same to your mentioned mail-id within 48 hrs

### Contact Person

First Name \* Middle Name  Last Name \*

### Personal Information

Email-id \* Phone No. \* Job Profile \*

### Organizational Information

Organization \* Product \*

Type of Organization \*

Done

Internet | Protected Mode: On



# Login ID and Password

- An automated unique Login ID and Password (the password can be customised), will be sent to you to your email ID, as mentioned as part of the registration process, within a few hours or a maximum duration of 48 hours.
- If it is not working, please check your junk mails, and for institutional users find out if your Web ID is fire wall protected or not, this also from our past experience we have found.
- Both the SPS and TBT Web Portals require separate registration.
- There are no restrictions on the number of registered users within an organisation.

# Options Available for Searching on TBT Database

WEB BASED QUERY OF TBT NOTIFICATIONS - Windows Internet Explorer

http://docs.iift.ac.in/tbt/main.asp

File Edit View Favorites Tools Help

WEB BASED QUERY OF TBT NOTIFICATIONS

## Web Based TBT Notification & Market Access Database

Home HS Codes Section Chapters Markets Agency Responsible Statistical Data Guidelines Logout


### Combinational Search Queries

Select any/all parameters to search

HS Code

Product

Market



### Individual Search Queries

- ISO Standard Code
- TBT Article
- Product Section
- Product Description
- TBT Measure
- Year
- Notification

### Cross Section Searches

- TBT Measure Vs Product Section
- HSCode Vs TBT Measure **Updated!**
- Chapter Vs TBT Measure **Updated!**

Internet | Protected Mode: On

Centre for WTO Studies

4 Internet Explorer Presentations and L... Personalization Microsoft PowerPoi...

# Options Available for Searching on SPS Database

WEB BASED QUERY OF SPS NOTIFICATIONS - Windows Internet Explorer

http://docs.iift.ac.in/sps/main.asp

File Edit View Favorites Tools Help

WEB BASED QUERY OF SPS NOTIFICATIONS

Home HS Codes Section Chapters Markets Agency Responsible Statistical Data Guidelines Logout


### Combinational Search Queries

Select any/all parameters to search

HS Code

Product

Market




### Individual Search Queries

- Region Affected
- Product Section
- Product Description
- SPS Measure
- Year
- Notification

### Cross Section Searches

- Region Affected Vs Product Section
- Region Affected Vs SPS Measure
- HSCode Vs SPS Measure **Updated!**
- Chapter Vs SPS Measure **Updated!**



Internet | Protected Mode: On

Centre for WTO Studies

3 Internet Explorer Presentations and L... Personalization Microsoft PowerPoi...

# Result for Search of HS Code 2002

WEB BASED QUERY OF SPS NOTIFICATIONS - Windows Internet Explorer

http://docs.iift.ac.in/spis/output\_01.asp

File Edit View Favorites Tools Help

WEB BASED QUERY OF SPS NOTIFICATIONS

Home RSS Print Page Tools

## Web Based SPS Notification & Market Access Database

<< Back

Combinational Search Query Based on HS Code 2002. Total records retrieved is 248.

More Parameters>>

S.No.	HS Code	Notification	Description of Contents	Market	Chapter	Section	Product
1.	2002	G/SPS/N/ARG/1	Regulate the procedures for publishing, announcing and notifying sanitary, phytosanitary and technical measures and establish their scope.	Argentina	MEAT AND EDIBLE MEAT OFFAL.	1	Plant products
2.	2002	G/SPS/N/ARG/56	There are no deviations from international standards or guidelines. [To authorise the National Agriculture and Food Quality and Health Service (SENASA) to incorporate into the Network of officially recognized laboratories those laboratories that so re	Argentina	MEAT AND EDIBLE MEAT OFFAL.	1	Plants, their parts, and by-products
3.	2002	G/SPS/N/ARG/41	Regulates the entry of plants and their parts, products and by-products into Argentina, in their natural state, semi-processed, fully processed or partly industrialized.	Argentina	MEAT AND EDIBLE MEAT OFFAL.	1	Plants and their parts, and by-products
					MEAT AND EDIBLE MEAT OFFAL.		Products of plant origin

Done

Internet | Protected Mode: On

Centre for WTO Studies

# Search Result for ISO-13.240.20

WEB BASED QUERY OF TBT NOTIFICATIONS - Windows Internet Explorer

http://docs.iift.ac.in/tbt/Output\_01.asp?t=1&country=%20%2013.340.20

File Edit View Favorites Tools Help

WEB BASED QUERY OF TBT NOTIFICATIONS

No feeds detected on this page (Alt+J)  
Feeds provide updated website content

## Web Based TBT Notification & Market Access Database

<< Back  
Combinational Search Query Based on 13.340.20 as ISO Standard Code. Total records retrieved is 1.

More Parameters>>

S.No.	HS Code	Notification	Description of Contents	Market	Chapter	Section	Product
1.	6506	G/TBT/N/ISR/6	Replaces the existing standard and adopts requirements of either the European standard EN 397+A1 (2000) or the American standard ANSI Z89.1 (1997)	Israel	HEADGEAR AND PARTS THEREOF.	12	Industrial safety helm

Internet | Protected Mode: On 100%

4 Internet Explorer Presentations and L... CD1 Online Webprotal of... 19:47

# Searching for HS: 8401

Welcome to IIFT | WEB BASED QUERY OF SPS | WEB BASED QUERY OF TBT | docs.iift.ac.in/tbt/Output\_01.asp?t=4&hscode=8401

More Parameters >>

S.No.	HS Code	Notification	Description of Contents	Market	Chapter	Section	Product	TBT Measures	International Standard
1.	8401	G/TBT/N/ARG/129	Extension of the time-limits established in the Joint Resolution of the former Ministry of Production (MP) No. 157 and the former Ministry of the Economy (ME) No. 255 of 9 April 2003 (G/TBT/N/ARG/110) and amendment of Articles 1, 9 and 11 thereof.	Argentina	NUCLEAR REACTORS, BOILERS, MACHINERY AND MECHANICAL APPLIANCES; PARTS THEREOF.	16	Capital goods	Harmonisation	---
2.	8401	G/TBT/N/ARG/110	Beneficiaries of the import regime for used production lines must undertake to obtain quality management system certification.	Argentina	NUCLEAR REACTORS, BOILERS, MACHINERY AND MECHANICAL APPLIANCES; PARTS THEREOF.	16	Capital goods	Technical Regulations/Standards	---
3.	8401	G/TBT/Notif.96/305	This Technical Standard relates to Customer Equipment (CE). It specifies safety requirements for CE with the objective of providing: (a)Protection of the CE user from electrical supply hazards; (b)Protection of the CE user from telecommunications network hazards; (c)Protection of telecommunications network personnel from connected CE hazards; (d)Protection of a telecommunications network from harm arising from connected CE, both mains powered and non-mains powered equipment.	Australia	NUCLEAR REACTORS, BOILERS, MACHINERY AND MECHANICAL APPLIANCES; PARTS THEREOF.	16	Safety for customer equipment	Consumer Safety	---
4.	8401	G/TBT/Notif.98/91	Regulations for the installation of electrical equipment in explosive (gaseous, dusty) atmospheres. Definition of danger zones.	Belgium	NUCLEAR REACTORS, BOILERS, MACHINERY AND MECHANICAL APPLIANCES; PARTS THEREOF.	16	Rules for the installation of electrical equipment	Harmonisation	---
5.	8401	G/TBT/Notif.98/97	Lighting units with single integrated socket-outlet and a nominal intensity of 2.4 A. Conductor colour protection code. Flame propagation ducts. Gutters. Ductless recessing. Industrial	Belgium	NUCLEAR REACTORS, BOILERS, MACHINERY AND MECHANICAL APPLIANCES; PARTS THEREOF.	16	Rules for the installation of electrical equipment	Harmonisation with International Standards	---

# Searching for 8401- more Parameters

## Web Based TBT Notification & Market Access Database

<< Back  
Combinational Search Query Based on HS Code 8401. Total records retrieved is 69.

S.No.	Notification	Article	Emergency Measure	ICS Code	Regulation	Entry Force	Text From	Text At
1.	G/TBT/N/ARG/129					3-Jul-03	National Point Enquiry	
2.	G/TBT/N/ARG/110					11-Apr-03	National Point Enquiry	
3.	G/TBT/Notif.96/305					Early 1997	National Point Enquiry	
4.	G/TBT/Notif.98/91					60 days	National Point Enquiry	
5.	G/TBT/Notif.98/97					60 days	National Point Enquiry	
6.	G/TBT/Notif.98/90					60 days	National Point Enquiry	

## Seven Reasons to take a fresh look at an old issue:

- NTMs have acquired growing importance as tariffs have come down;
- Clear trend has emerged over the years in which NTMs are less about shielding producers from import competition and more about the attainment of a broad range of public policy objectives;
- Growing public policy concerns add significantly to the complex nature and variety of NTMs deployed by governments, calling for an additional layer of analysis to tease out the trade effects of alternative approaches towards;
- The expansion of the public policy agenda means that NTMs will not follow a path of diminishing relevance like tariffs have done;
- the increased role of public policy becomes ever more present in international economic relations as globalization intensifies interdependency among nations;
- All this takes us to where the WTO comes in. Effective international cooperation on NTMs as a key challenge facing the multilateral trading system in the years ahead; and
- Finally a related point to the last is that NTMs figure prominently among disputes brought to the WTO.



# Nature of NTMs

1. Non-tariff measures, such as regulatory standards for manufactured and agricultural goods, **can have a significant impact on trade — possibly even more than tariffs** — according to the latest edition of the WTO's flagship publication published on 16 July 2012.
2. Director-General Pascal Lamy said “a clear trend has emerged in which NTMs are **less about shielding producers from import competition** and more about the attainment **of a broad range of public policy objectives.**”
3. **Some of these are here to stay for a long term.**



THANK YOU